



Semiconductor (AC) fuses

American Round Fuses Form 101 Range A50P



Semiconductor Protection Fuses

A50P Amp-trap® Form 101 Semiconductor Protection fuses were developed for DC drives, uninterruptable power supplies and similar applications requiring better protection (lower I²t) and superior reliability. The A50P is typically used for replacement.

Features/Benefits

- Low I²t minimizes damage to protected components on short circuit
- Controlled arc voltage reduces stress to circuit components during fuse clearing
- Choice of mounting types provides helps in equipment design

Ratings

- AC: 10-1200A
500VAC, 100kA I.R.
- DC: 35-1000A
450VDC, 79kA I.R.
L/R = 10ms

Approvals

- UL Recognized Component
- AC: UL Guide No. JFHR2 (10-800A)
- DC : UL Guide No. JFHR2 (35-800A)

Highlights

- Very Fast Acting
- Current Limiting
- Lowest I²t
- Indicator Options Available


Applications

- Protection of DC drives, UPS and other equipment of 500 volts or less

* Contact technical services for applications data.

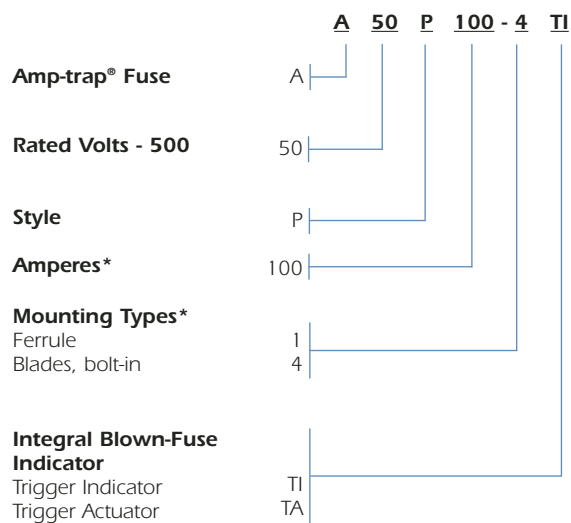


Single Pole Fuse Blocks for A50P Fuses



Fuse Ampere Rating	Mounting type	Fuse block	
		Catalog Number	Reference Number
10-30	1	70306	W219071
35-60	4	P243G	H222762
70-200	4	P243E	X222016
225-600	4	P266C	K212897

Catalog Numbering System



* For ampere ratings and types not listed, consult the factory.

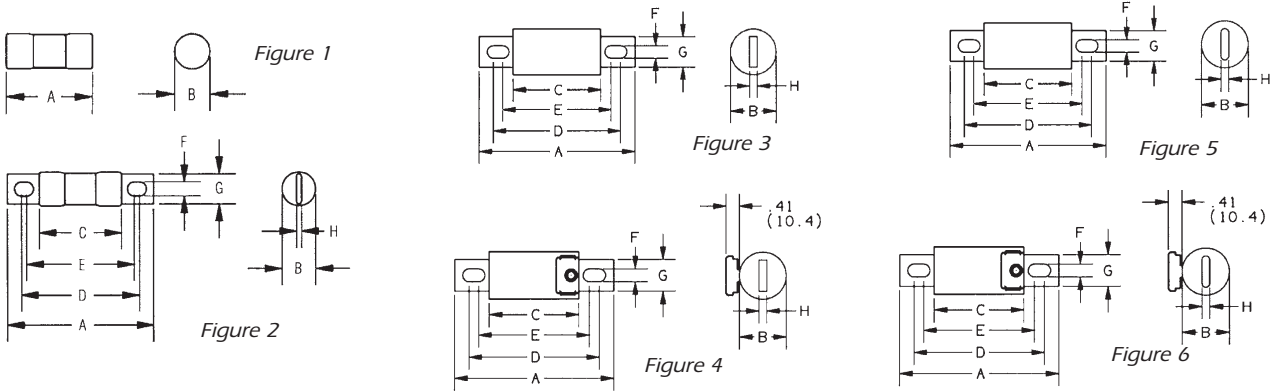


American Round Fuses Form 101 Range A50P

Semiconductor Protection Fuses Standard Fuse Ampere Ratings, Catalog Numbers

Ampere Rating	Catalog Number	Ref Number	Outline Fig.
10	A50P10-1	C216869	1
15	A50P15-1	B217903	1
20	A50P20-1	Y218935	1
25	A50P25-1	G219978	1
30	A50P30-1	Z222662	1
35	A50P35-4	W202281	2
40	A50P40-4	E211765	2
50	A50P50-4	C212798	2
60	A50P60-4	P214833	2

For ampere ratings from 70 to 1200 see A50QS series



Dimensions

Catalog Number	Mounting Type	Fig.	Dimensions - Inches (mm)								
			A	B	C	D	E	F	G	H	
A50P10 to 30	1	1	2.00 (50.8)	0.56 (14.2)	-	-	-	-	-	-	-
A50P35 to 60	1DS*	1	2.25 (57.2)	0.81 (20.6)	-	-	-	-	-	-	-
A50P35 to 60	4	2	3.19 (81.0)	0.81 (20.6)	1.63 (41.4)	2.50 (63.5)	2.25 (57.2)	0.34 (8.6)	0.72 (18.3)	0.13 (3.3)	
A50P70 to 100	4	3	3.63 (92.2)	1.00 (25.4)	2.13 (54.1)	2.94 (74.7)	2.81 (71.4)	0.31 (7.9)	0.75 (19.1)	0.13 (3.3)	
A50P125 to 200	4, 4TA**	3, 4**	3.63 (92.2)	1.22 (31.0)	2.13 (54.1)	2.94 (74.7)	2.81 (71.4)	0.31 (7.9)	1.00 (25.4)	0.19 (4.8)	
A50P225 to 400	4, 4TA**	3, 4**	4.34 (110)	1.50 (38.1)	2.09 (53.1)	3.41 (86.6)	2.78 (70.6)	0.41 (10.4)	1.00 (25.4)	0.25 (6.4)	
A50P450 to 600	4, 4TA**	3, 4**	4.47 (114)	2.00 (50.8)	2.22 (56.4)	3.53 (89.7)	2.91 (73.9)	0.41 (10.4)	1.50 (38.1)	0.25 (6.4)	
A50P700 to 800	4, 4TA**	5, 6**	6.47 (164)	2.50 (63.5)	2.22 (56.4)	4.63 (118)	4.31 (109)	0.53 (13.5)	2.00 (50.8)	0.38 (9.7)	
A50P900 to 1200	4	3	6.97 (177)	3.00 (76.2)	3.22 (81.8)	4.97 (126)	*** ***	0.63 (16.0)	2.38 (60.5)	0.44 (11.1)	

* Use with 60306J fuse block.

** Optional Trigger Actuator (TA)

*** Mounting hole is round, diameter F.