

## Other Protistor® Fuses Ferrule Fuses

### 14x51 & 22x58 URC / URD - 600 to 690 VAC



EXTREMELY BREAKING CAPACITY RATING FUSES:  
PROTECTION OF POWER SEMI CONDUCTORS COMPLYING WITH IEC STANDARD 60269.1 AND 4

600 - 690 V AC VOLTAGE RATING

aR-CLASS ACCORDING TO VDE 636-23 AND IEC 60269.4

WITH AND WITHOUT TRIP-INDICATOR FOR SIZES 14 x 51 AND 22 x 58

UL RECOGNIZED (EXCEPT 6 A)\*

## Main Characteristics

Voltage rating $U_N$ (VAC)	Size	Class	Current rating $I_N$ (A)	Pre-arcing $2t @ 1 ms$ $I^2t_p$ (A <sup>2</sup> s)	Total clearing $I^2t @$ (A <sup>2</sup> s)		Watts loss		Breaking Capacity
					$7 I_N < I_p < 30 I_N$	$I_p \geq 30 I_N$	$0.8 I_N$	$I_N$	
690 V	14 x 51	URC	6	1.3	17.5* @ 660V		1.1	2	100 kA @ 690 V
			8	2.4	27.5@ 660V		1.6	2.8	
			10	4.3	40@ 660V		2	3.5	
			12	5.4	60@ 660V		2.45	4.4	
			16	13.2	100@ 660V		2.7	4.8	
			20	27	160@ 660V		2.9	5.2	
			25	53	275@ 660V		3.2	5.8	
			32	98	500@ 660V		3.9	7	
			40 (1) 50 (1)	130 280	700@ 660V 1500@ 660V		6 6.3	10.7 11.6	
690 V	14 x 51	URD	40 (2) 50 (2)	130 280	7 IN < $I_p$ < 30 IN		6 6.3	10.7 11.6	100 kA @ 690 V
					$I_p \geq 30 IN$				
					850@660V 1850@660V	700@660V 1500@660V			
690 V	22 x 58	URD	25	22	125@ 660V		5.2	10	100 kA @ 690 V
			32	49	275@ 660V		5.7	11	
			40	88	480@ 660V		6.8	13	
			50	155	800@ 660V		7.8	14.9	
			63	350	1850@ 660V		8.4	16	
			80	730	3800@ 660V		9.4	17,8	
600 V	22X58	URD	125	2900	14000@600V		14	22	100 kA @ 600 V
			130	3360	17700@600V		15	25	

\* Without trip-indicator  $I^2t : 15 A^2s$ .

(1) No trip-indicator available for this model.

(2) Models available only with trip-indicator.



## Other Protistor® Fuses

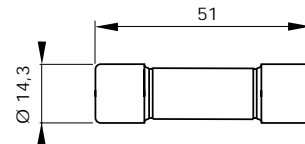
### Ferrule Fuses

## 14x51 & 22x58 URC / URD - 600 to 690 VAC

All the fuses presented on this page are (except 6 A)\* 

### 14x51 - Without blown fuse indication

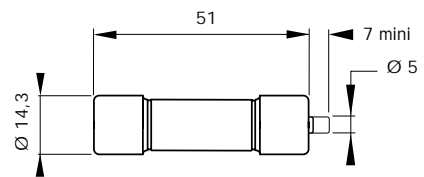
Current Rating	Designation	Ref. Number	Catalog Number
6 A	6.900 CP URC 14.51/6*	K081475	FR14UC69V6
8 A	6.900 CP URC 14.51/8	S093902	FR14UC69V8
10 A	6.900 CP URC 14.51/10	T093903	FR14UC69V10
12 A	6.900 CP URC 14.51/12	V093904	FR14UC69V12
16 A	6.900 CP URC 14.51/16	W093905	FR14UC69V16
20 A	6.900 CP URC 14.51/20	X093906	FR14UC69V20
25 A	6.900 CP URC 14.51/25	Y093907	FR14UC69V25
32 A	6.900 CP URC 14.51/32	Z093908	FR14UC69V32
40 A	6.900 CP URC 14.51/40	A093909	FR14UC69V40
50 A	6.900 CP URC 14.51/50	B093910	FR14UC69V50



Weight : 18g  
Packaging : 10 pieces

### 14x51 - With trip-indicator

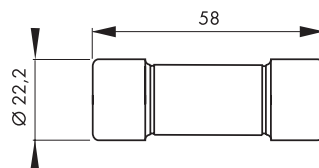
Current Rating	Designation	Ref. Number	Catalog Number
6 A	6.921 CP URC 14.51/6*	G081518	FR14UC69V6T
8 A	6.921 CP URC 14.51/8	C093911	FR14UC69V8T
10 A	6.921 CP URC 14.51/10	D093912	FR14UC69V10T
12 A	6.921 CP URC 14.51/12	E093913	FR14UC69V12T
16 A	6.921 CP URC 14.51/16	F093914	FR14UC69V16T
20 A	6.921 CP URC 14.51/20	G093915	FR14UC69V20T
25 A	6.921 CP URC 14.51/25	H093916	FR14UC69V25T
32 A	6.921 CP URC 14.51/32	J093917	FR14UC69V32T
40 A	6.921 CP URD 14.51/40	T100136	FR14UD69V40T
50 A	6.921 CP URD 14.51/50	V100137	FR14UD69V50T



Weight : 18g  
Packaging : 10 pieces

### 22x58 - Without blown fuse indication

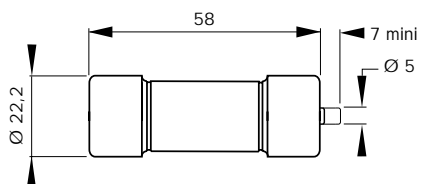
Current Rating	Designation	Ref. Number	Catalog Number
25 A	6.900 CP URD 22x58/25	B093956	FR22UD69V25
32 A	6.900 CP URD 22x58/32	Z094828	FR22UD69V32
40 A	6.900 CP URD 22x58/40	S094822	FR22UD69V40
50 A	6.900 CP URD 22x58/50	W094779	FR22UD69V50
63 A	6.900 CP URD 22x58/63	T094823	FR22UD69V63
80 A	6.900 CP URD 22x58/80	A094829	FR22UD69V80
100 A	6.900 CP URD 22x58/100	Y094827	FR22UD69V100



Weight: 57 g  
Packaging: 10 pieces

### 22x58 - With trip-indicator

Current Rating	Designation	Ref. Number	Catalog Number
25 A	6,921 CP URD 22x58/ 25	H093801	FR22UD69V25T
32 A	6,921 CP URD 22x58/ 32	C093957	FR22UD69V32T
40 A	6,921 CP URD 22x58/ 40	J093802	FR22UD69V40T
50 A	6,921 CP URD 22x58/ 50	D093958	FR22UD69V50T
63 A	6,921 CP URD 22x58/ 63	K093803	FR22UD69V63T
80 A	6,921 CP URD 22x58/ 80	E093959	FR22UD69V80T
100 A	6,921 CP URD 22x58/100	F093960	FR22UD69V100T
125 A	621 CP URD 22x58/125	A220708	FR22UD60V125T
135 A	621 CP URD 22x58/135	B220709	FR22UD60V135T



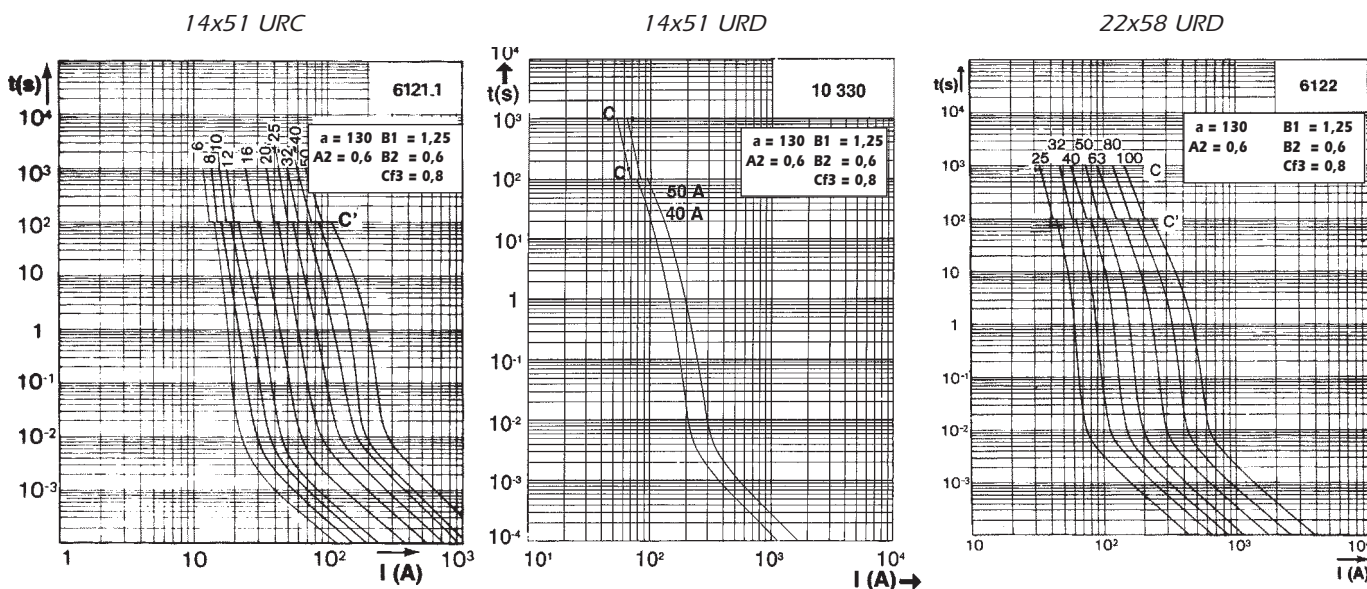
Weight: 57 g  
Packaging: 10 pieces

Fuseholder Solution: See Gears and Fuse gears section

## Other Protistor® Fuses Ferrule Fuses

### 14x51 & 22x58 URC / URD - 600 to 690 VAC

#### Time vs current characteristics

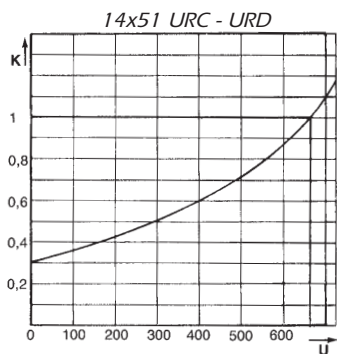


These curves indicate, for each rated current, pre-arcing time vs. R.M.S. pre-arcing current.

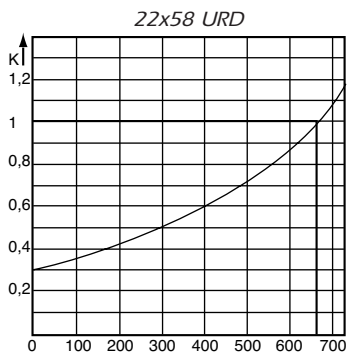
**Tolerance for mean pre-arcing current  $\pm 10\%$**

#### Corrective factor - Peak arc voltage

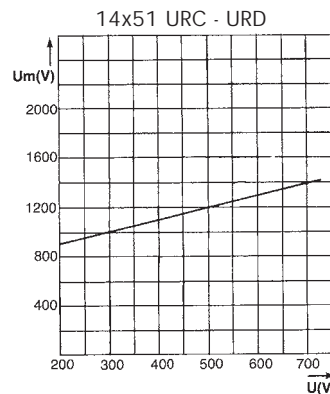
##### Corrective factor



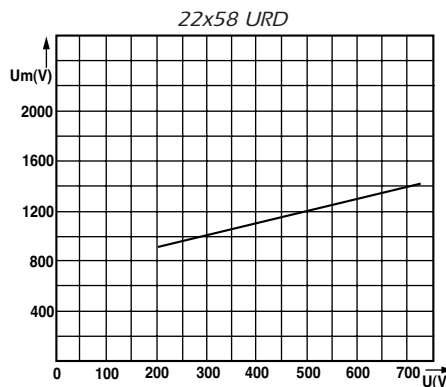
The mean curves show the variation of the total clearing  $Pt_t$  and the total clearing duration  $t_t$  as a function of operating voltage  $U$ .



##### Peak arc voltage



This curve shows the peak value  $U_m$  of the arc voltage which appears across the fuse-link as a function of the operating voltage  $U @ \cos j = 0.15$ .





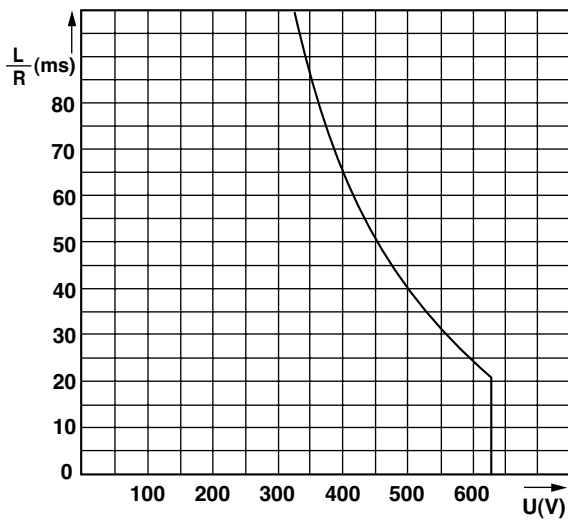
## Other Protistor® Fuses

### Ferrule Fuses

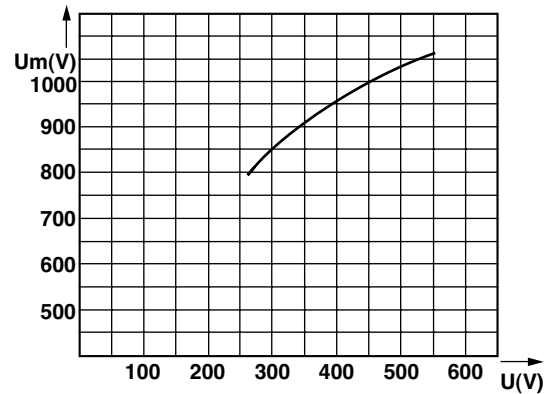
#### 14x51 & 22x58 URC / URD - 600 to 690 VAC

### DC Application data

14x51 URC - URD

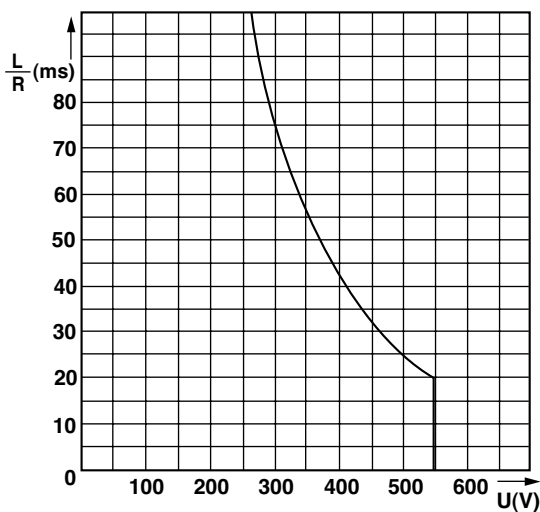


14x51 URC - URD

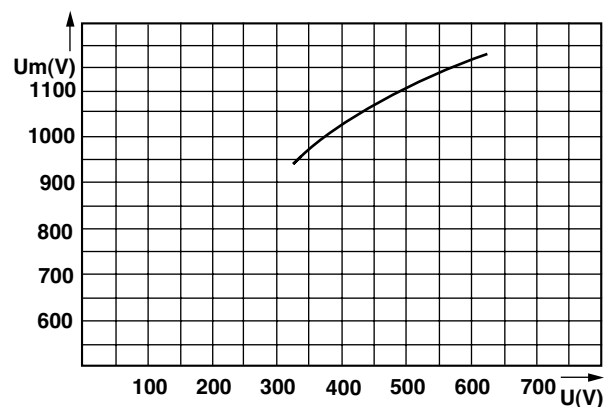


Minimum breaking current: see time-current characteristics

22x58 URD



22x58 URD



This curve indicates the permissible value of time constant  $L/r$  as a function of DC working voltage

This curve shows the peak value  $U_m$  of the arc voltage which appears across the fuse-link as a function of the operating voltage  $U$ .