

Semiconductor Fuses AC+DC Ferrule Fuse Holders MODULOSTAR® CMS10, US10

IEC fuse holders: CMS10

Fuse holder compliant with IEC 60269-1 & 2, and tested in accordance with IEC 60947-1 & 3 for fuse disconnecter usage

Electrical characteristics

Nominal Voltage Ui AC/DC	Voltage Isolation Uimp	Nominal Current	Max. power losses in the fuse links	Fuse links rating	Maxi RMS* Current for 1,2, 3 and 3+N poles with FS fuse links For 4, 5 and 6 poles x by 0.9 For 7, 8, 9 poles x 0.8 For ≥ 10 poles x by 0,7				Cable wire section (mm²) recommended
					gG	aM	URD / gRB	6JX	
690 V AC AC20B	6 kV	32 A	3 W	≤12	≤12	≤12	≤12	≤12	2.5
				16	16	16	16	16	2.5
				20	20	20	20	20	2.5
				25	25	25	25	25	4
				30			30	30	6
				32	32	32	32	32	6

* Datas for ambiente temperature = 20°C.

Wire range : Rigid wire = 1- 16 mm² (18 - 6 AWG) Multistrand wire = 0,75 - 10 mm² (18 - 8 AWG)

Ferraz Shawmut recommends to use screwdrivers PZ 2 or Flat 5.5 x 1 mm (maximum diameter 6 mm)

Maximum Tightening Torque : 2.2 Nm (19,5lb-in)

IR for fuses : 120KA @ 500V - 80KA @ 690V

MODULOSTAR® Fuse holders

for 10 x 38 fuse links



Nb of Pole	MODULOSTAR® Fuse holder without fuse light melting indicator			Nb of Mod. (17.5 mm)	Pckg box of
	Catalog Number	Ref Number	Description		
1	CMS810N	D305006	MODULOSTAR® CMS8/10 NEUTRE	1	12
1	CMS101	T305020	MODULOSTAR® CMS10 1P	1	12
2	CMS101N	V305021	MODULOSTAR® CMS10 1P+N	2	6
2	CMS102	W305022	MODULOSTAR® CMS10 2P	2	6
3	CMS103	X305023	MODULOSTAR® CMS10 3P	3	4
4	CMS103N	Y305024	MODULOSTAR® CMS10 3P+N	4	3
4	CMS104	Z305025	MODULOSTAR® CMS10 4P	4	3

Nb of Pole	MODULOSTAR® Fuse holder with fuse light melting indicator			Nb of Mod. (17.5 mm)	Pckg box of
	Catalog Number	Ref Number	Description		
1	CMS101I	A305026	MODULOSTAR® CMS10 1P C/I	1	12
2	CMS101NI	B305027	MODULOSTAR® CMS10 1P+N C/I	2	6
2	CMS102I	C305028	MODULOSTAR® CMS10 2P C/I	2	6
3	CMS103I	D305029	MODULOSTAR® CMS10 3P C/I	3	4
4	CMS103NI	E305030	MODULOSTAR® CMS10 3P+N C/I	4	3
4	CMS104	F305031	MODULOSTAR® CMS10 4P C/I	4	3

Accessories

Description	Catalog Number	references Number	Nb of Mod. (17.5 mm)	Maxi. RMS current (A)	Number of poles	Pckg
Kit for Multi-Phase connection links	CMS810PAK	Z233725				12
Lock	LOCK	M223525				1
Tag and lockout	TAGLOCKCMS810	A235773				1
jumping bars 1 phase size 8/10 *	CMS810BB1F13	T210306	13	63	1	10
jumping bars 2 phases size 8/10 *	CMS810BB2F6	V210307	6	63	2	10
jumping bars 3 phases size 8/10 *	CMS810BB3F4	W210308	4	100	3	10
jumping bars 4 phases size 8/10 *	CMS810BB4F3	X210309	3	100	4	10
1 phase lateral incoming power supply	TBB1C	E210316		90		50
2 & 3 phases lateral incoming power supply	TBB23C	G210318		90		50
1 phase axial incoming power supply	TBB1A	D210315		90		50
2 & 3 phases axial incoming power supply	TBB23A	F210317		90		50

Note *: It is possible to use a rigid cable 16 mm² with a jumping bar 1.5 mm thick.



Semiconductor Fuses AC+DC Ferrule Fuse Holders MODULOSTAR® CMS10, US10

IEC fuse holders: US10

Fuse holder UL /CSA Recognized compliant with UL 512 and CSA 22-2 , IEC 60269-1 & 2, and tested in accordance with IEC 60947-1 & 3 for fuse disconnecter usage

Electrical characteristics








Nominal Voltage Ui AC/DC	Voltage Isolation Uimp	Nominal Current	Max. power losses in the fuse links	Fuse links rating	Maxi RMS* Current for 1,2, 3 and 3+N poles with FS fuse links				Cable wire section (mm²) recommended
					For 4, 5 and 6 poles x by 0.9	For 7, 8, 9 poles x 0.8	For ≥ 10 poles x by 0,7		
					6JX	ATM, SBS, GNF, GGU	ATO, OTM, TMR	URD / gRB	
690V AC AC20B	6 kV	30 A	3 W	≤16	16	16	16	16	2.5
				20	20	20	20	19	2.5
				25	25	25	25	22	4
				30	30	30	30	25	6

Note: UL recognized Voltage are 800V AC and 1000V DC
* Datas for ambiente temperature = 20°C.







Wire range : Rigid wire = 1- 16 mm² (18 - 6 AWG) Multistrand wire = 0,75 - 10 mm² (18 - 8 AWG)
Ferraz Shawmut recommends to use screwdrivers PZ 2 or Flat 5.5 x 1 mm (maximum diameter 6 mm)
Maximum Tightening Torque : 2.2 Nm (19,5lb-in)
IR for fuses : 120KA @ 500V IEC - 80KA @ 690V IEC - 80 KA @ 700V UL

MODULOSTAR® Fuse holders

for Midget and 10 x 38 fuse links

Nb of Pole	MODULOSTAR® Fuse holder without fuse light melting indicator			Nb of Mod. (17.5 mm)	Pckg box of
	Catalog Number	Ref Number	Description		
1	US10N	H305056	MODULOSTAR® US10 NEUTRE 	1	12
1	US101	B305050	MODULOSTAR® US10 1P 	1	12
2	US101N	C305051	MODULOSTAR® US10 1P+N 	2	6
2	US102	D305052	MODULOSTAR® US10 2P 	2	6
3	US103	E305053	MODULOSTAR® US10 3P 	3	4
4	US103N	F305054	MODULOSTAR® US10 3P+N 	4	3
4	US104	G305055	MODULOSTAR® US10 4P 	4	3



Nb of Pole	MODULOSTAR® Fuse holder with fuse light melting indicator			Nb of Mod. (17.5 mm)	Pckg box of
	Catalog Number	Ref Number	Description		
1	US101I	J305057	MODULOSTAR® US10 1P C/I 	1	12
2	US101NI	K305058	MODULOSTAR® US10 1P+N C/I 	2	6
2	US102I	L305059	MODULOSTAR® US10 2P C/I 	2	6
3	US103I	M305060	MODULOSTAR® US10 3P C/I 	3	4
4	US103NI	N305061	MODULOSTAR® US10 3P+N C/I 	4	3
4	US104I	P305062	MODULOSTAR® US10 4P C/I 	4	3

Accessories

Description	Catalog Number	references Number	Nb of Mod. (17.5 mm)	Maxi. RMS current (A)	Number of poles	Pckg
Kit for Multi-Phase connection links	US810PAK	Z233725				12
Lock	LOCK	M223525				1
Tag and lockout	TAGLOCKUS810	A235773				1
jumping bars 1 phase size 8/10 *	US810BB1F13	T210306	13	63	1	10
jumping bars 2 phases size 8/10 *	US810BB2F6	V210307	6	63	2	10
jumping bars 3 phases size 8/10 *	US810BB3F4	W210308	4	100	3	10
jumping bars 4 phases size 8/10 *	US810BB4F3	X210309	3	100	4	10
1 phase lateral incoming power supply	TBB1C	E210316		90		50
2 & 3 phases lateral incoming power supply	TBB23C	G210318		90		50
1 phase axial incoming power supply	TBB1A	D210315		90		50
2 & 3 phases axial incoming power supply	TBB23A	F210317		90		50


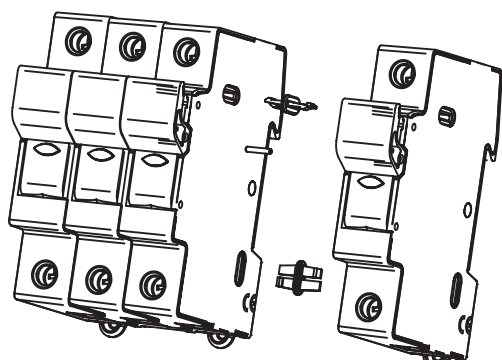
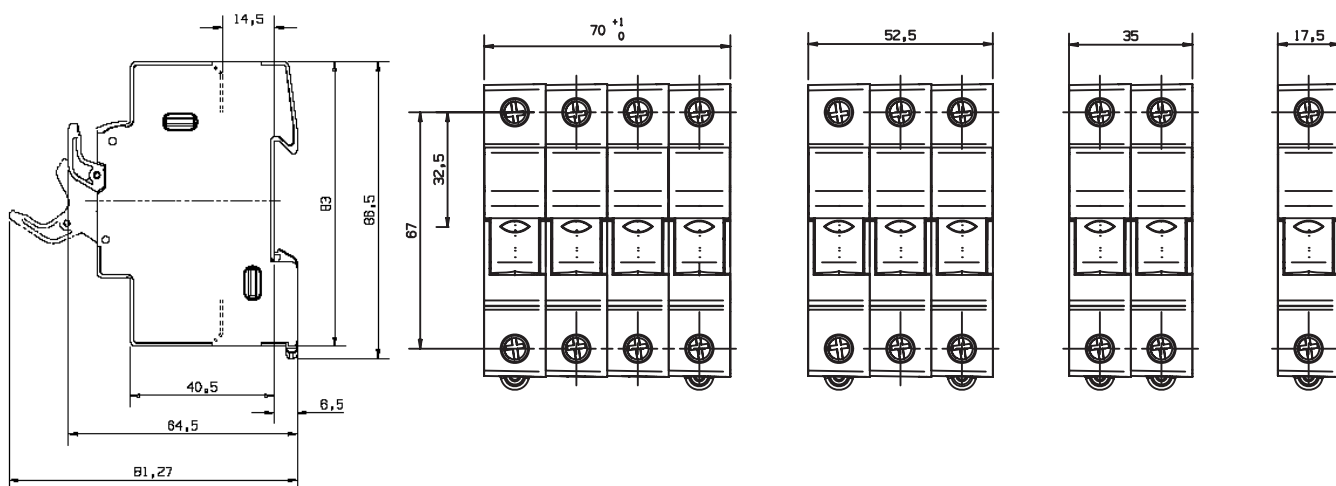
Note *: It is possible to use a rigid cable 16 mm² with a jumping bar 1.5 mm thick.

Semiconductor Fuses AC+DC Ferrule Fuse Holders MODULOSTAR® CMS10, US10



CMS8 & 10, US10, USCC

Dimensions



Accessories

Description	Catalog Number	references Number	Nb of Mod. (17.5 mm)	Maxi. RMS current (A)	Number of poles	Pckg
Kit for Multi-Phase connection links	CMS810PAK	Z233725				12
Lock	LOCK	M223525				1
Tag and lockout	TAGLOCKCMS810	A235773				1
jumping bars 1 phase size 8/10 *	CMS810BB1F13	T210306	13	63	1	10
jumping bars 2 phases size 8/10 *	CMS810BB2F6	V210307	6	63	2	10
jumping bars 3 phases size 8/10 *	CMS810BB3F4	W210308	4	100	3	10
jumping bars 4 phases size 8/10 *	CMS810BB4F3	X210309	3	100	4	10
1 phase lateral incoming power supply	TBB1C	E210316		90		50
2 & 3 phases lateral incoming power supply	TBB23C	G210318		90		50
1 phase axial incoming power supply	TBB1A	D210315		90		50
2 & 3 phases axial incoming power supply	TBB23A	F210317		90		50

Note *: It is possible to use a rigid cable 16 mm² with a jumping bar 1.5 mm thick.