


Polymeric Positive temperature Coefficient (PPTC)



Agency Approvals

UL Recognized 0.1A~3.75A
TUV 0.1A~3.75A



Agency File Numbers

UL E215282, TUV R3-50003565

Environmental Characteristics

Operating/Storage Temperature

-40°C to +85°C

Maximum Device Surface Temperature

In Tripped State 125°C

Passive Aging

+85°C, 1000Hours, ±5% Typical Resistance Change

Humidity Aging

+85°C, 85%R.H., 1000Hours, ±5% Typical Resistance Change

Thermal Shock:

MIL-STD-883C, Method 107G, +125°C / -10°C, 10 Times, ±5% Typical Resistance Change

Vibration

MIL-STD-883C, Method 2007,1 No Resistance Change

Physical Specification

Materials: Leads

RDL60V010-090: Tin Plated Copper-Clad Steel, 0.51mm Dia.

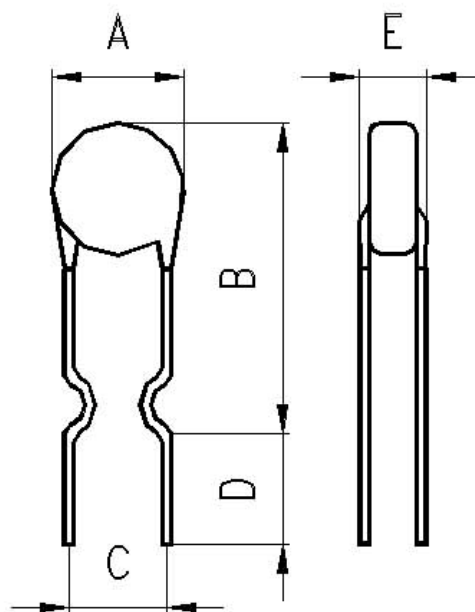
RDL60V110-375: Tin Plated Copper, 0.81mm Dia.

Packaging

1. In bulk: 500 pcs per box.

2. On Tap: Ammo pack, 3,000 pcs box

Mechanical Dimensions



Model	A Max	B Max	C		D Min	E Max	Lead (mm)
			Nom	Tol ±			
RDL60V010	7.4	12.7	5.1	0.7	7.6	3.1	0.51
RDL60V017	7.4	12.7	5.1	0.7	7.6	3.1	0.51
RDL60V020	7.4	12.7	5.1	0.7	7.6	3.1	0.51
RDL60V025	7.4	12.7	5.1	0.7	7.6	3.1	0.51
RDL60V030	7.4	13.4	5.1	0.7	7.6	3.1	0.51
RDL60V040	7.6	13.7	5.1	0.7	7.6	3.1	0.51
RDL60V050	7.9	13.7	5.1	0.7	7.6	3.1	0.51
RDL60V065	9.7	15.2	5.1	0.7	7.6	3.1	0.51
RDL60V075	10.4	16.0	5.1	0.7	7.6	3.1	0.51
RDL60V090	11.7	16.7	5.1	0.7	7.6	3.1	0.51
RDL60V110	13.0	18.0	5.1	0.7	7.6	3.1	0.81
RDL60V135	14.5	19.6	5.1	0.7	7.6	3.1	0.81
RDL60V160	16.3	21.3	5.1	0.7	7.6	3.1	0.81
RDL60V185	17.8	22.9	5.1	0.7	7.6	3.1	0.81
RDL60V250	21.3	26.4	10.2	0.7	7.6	3.1	0.81
RDL60V300	24.9	30.0	10.2	0.7	7.6	3.1	0.81
RDL60V375	28.5	33.5	10.2	0.7	7.6	3.1	0.81

Unit: mm



Electrical Characteristics

Model	V _{max} (Volts)	I _{max} (Amps)	I _{hold}	I _{trip}	Initial Resistance		1 Hour Post-Trip Resistance R1	Max. Time To Trip		Tripped Power Dissipation P(D)
			Amperes at 25°C		Ohms at 25°C		Ohms at 25°C	Amperes at 25°C	Seconds at 25°C	Watts at 25°C
			Hold	Trip	Min.	Max.	Max.			
RDL60V010	60	40	0.10	0.20	2.50	4.50	7.50	0.50	4.00	0.38
RDL60V017	60	40	0.17	0.34	2.00	3.20	8.00	0.85	3.00	0.48
RDL60V020	60	40	0.20	0.40	1.83	2.84	4.40	1.00	2.20	0.40
RDL60V025	60	40	0.25	0.50	1.25	1.95	3.00	1.25	2.50	0.45
RDL60V030	60	40	0.30	0.60	0.88	1.36	2.10	1.50	3.00	0.50
RDL60V040	60	40	0.40	0.80	0.55	0.86	1.29	2.00	3.80	0.55
RDL60V050	60	40	0.50	1.00	0.50	0.77	1.17	2.50	4.00	0.75
RDL60V065	60	40	0.65	1.30	0.31	0.48	0.72	3.25	5.30	0.90
RDL60V075	60	40	0.75	1.50	0.25	0.40	0.60	3.75	6.30	0.90
RDL60V090	60	40	0.90	1.80	0.20	0.31	0.47	4.50	7.20	1.00
RDL60V110	60	40	1.10	2.20	0.15	0.25	0.38	5.50	8.20	1.50
RDL60V135	60	40	1.35	2.70	0.12	0.19	0.30	6.75	9.60	1.70
RDL60V160	60	40	1.60	3.20	0.09	0.14	0.22	8.00	11.40	1.90
RDL60V185	60	40	1.85	3.70	0.08	0.12	0.19	9.25	12.60	2.10
RDL60V250	60	40	2.50	5.00	0.05	0.08	0.13	12.5	15.60	2.50
RDL60V300	60	40	3.00	6.00	0.04	0.06	0.10	15.00	19.80	2.80
RDL60V375	60	40	3.75	7.50	0.03	0.05	0.08	18.75	24.00	3.20

Note:

V_{max}: Maximum voltage device can withstand without damage at rated voltage.

I_{max}: Maximum fault current device can withstand without damage at rated voltage.

I_{hold}: Hold current; maximum current device will sustain for 30 mins without tripping in 25°C still air.

I_{trip}: Trip current; minimum current at which the device will trip in 25°C still air.

R_{min}: minimum resistance of device in initial (un-soldered) state.

R1_{max}: minimum resistance of device at 25°C measured one hour after tripping.

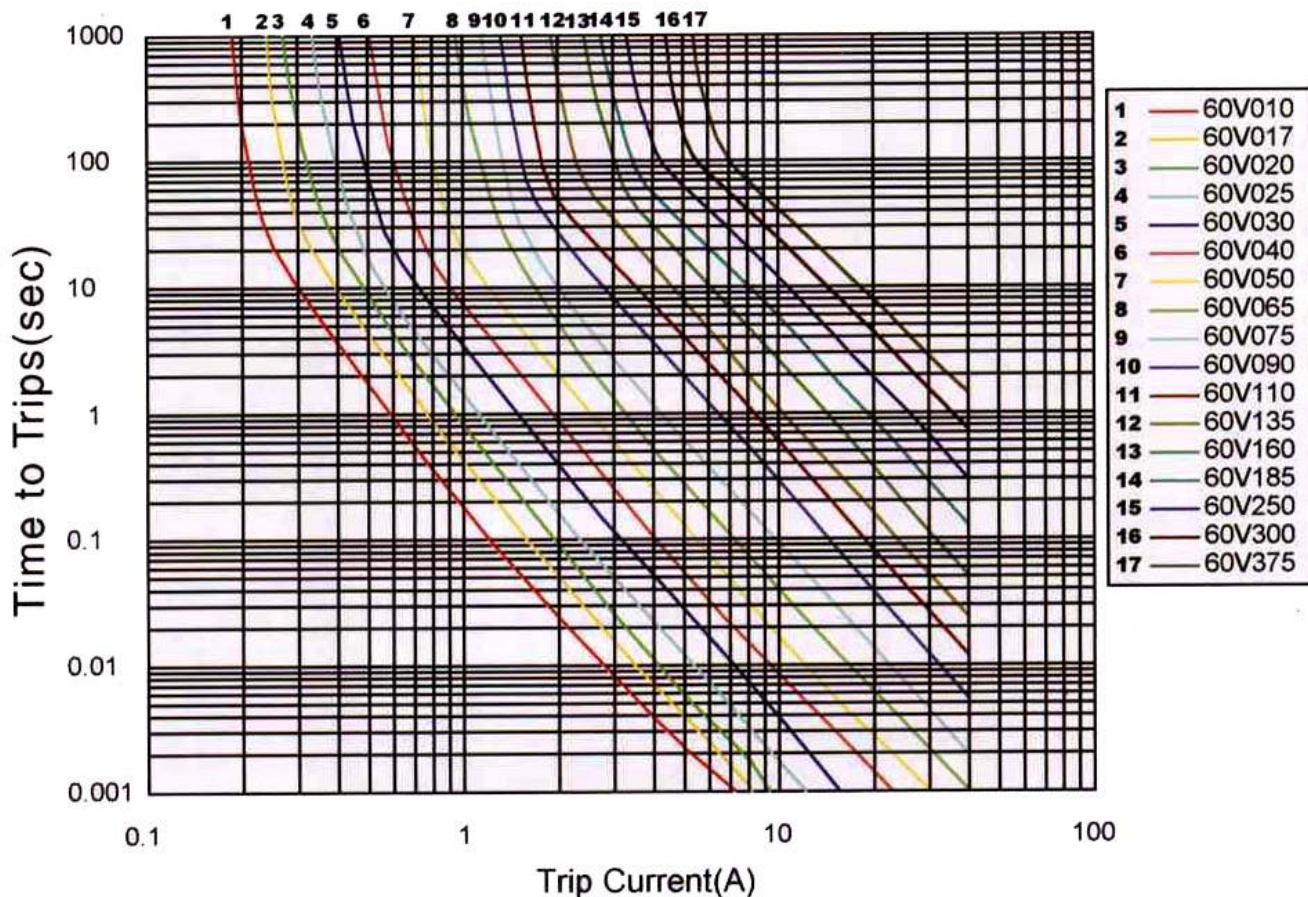
P(D): Power dissipated from device when in the tripped state at 25°C still air.

Caution:

Operation beyond the specified rating may result in damage and possible arcing and flame.



PPTC Time-to-Trip Curves (23 °C)



Thermal Derating Chart

Unit: A

TEMP(°C)	-40	-20	0	23	40	50	60	70	85
RDL60V010	0.17	0.15	0.14	0.10	0.08	0.07	0.06	0.05	0.04
RDL60V017	0.28	0.25	0.22	0.17	0.15	0.12	0.11	0.09	0.08
RDL60V020	0.32	0.28	0.25	0.20	0.17	0.15	0.13	0.11	0.08
RDL60V025	0.41	0.36	0.31	0.25	0.21	0.20	0.17	0.14	0.10
RDL60V030	0.48	0.43	0.38	0.30	0.25	0.23	0.19	0.16	0.12
RDL60V040	0.64	0.56	0.49	0.40	0.33	0.30	0.25	0.22	0.17
RDL60V050	0.80	0.69	0.62	0.50	0.45	0.35	0.30	0.30	0.20
RDL60V065	1.05	0.90	0.80	0.65	0.55	0.45	0.40	0.35	0.25
RDL60V075	1.20	1.10	0.90	0.75	0.65	0.55	0.50	0.40	0.30
RDL60V090	1.40	1.25	1.05	0.90	0.75	0.70	0.60	0.50	0.35
RDL60V110	1.75	1.55	1.35	1.10	0.90	0.80	0.70	0.60	0.45
RDL60V135	2.15	1.90	1.65	1.35	1.11	1.00	0.90	0.75	0.55
RDL60V160	2.50	2.25	1.95	1.60	1.35	1.15	1.05	0.90	0.70
RDL60V185	2.90	2.55	2.25	1.85	1.55	1.30	1.20	1.00	0.75
RDL60V250	3.90	3.45	3.00	2.50	2.05	1.80	1.60	1.35	1.00
RDL60V300	4.70	4.15	3.60	3.00	2.45	2.15	1.90	1.65	1.20
RDL60V375	5.85	5.15	4.50	3.75	3.05	2.70	2.35	2.00	1.50